

**The author(s) shown below used Federal funds provided by the U.S. Department of Justice and prepared the following final report:**

**Document Title: Law Enforcement Perspectives on Sex Offender Registration and Notification Preliminary Survey Results**

**Author(s): Andrew J. Harris, Chris Lobanov-Rostovsky, Jill S. Levenson**

**Document No.: 249189**

**Date Received: September 2015**

**Award Number: 2013-IJ-CX-0028**

**This report has not been published by the U.S. Department of Justice. To provide better customer service, NCJRS has made this federally funded grant report available electronically.**

**Opinions or points of view expressed are those of the author(s) and do not necessarily reflect the official position or policies of the U.S. Department of Justice.**



# LAW ENFORCEMENT PERSPECTIVES ON SEX OFFENDER REGISTRATION AND NOTIFICATION

## PRELIMINARY SURVEY RESULTS

**August 2015**

**Principal Investigator**

Andrew J. Harris  
University of Massachusetts Lowell

**Co-Investigators**

Chris Lobanov-Rostovsky  
Colorado Department of Public Safety  
Division of Criminal Justice

Jill S. Levenson  
Barry University

This project is supported by Award No. 2013-IJ-CX-0028, awarded by the National Institute of Justice, Office of Justice Programs, U.S. Department of Justice. The opinions, findings, and conclusions or recommendations expressed in this publication are those of the authors and do not necessarily reflect those of the Department of Justice.

Suggested citation:

Harris, A., Lobanov-Rostovsky, C., and Levenson, J. (2015). *Law Enforcement Perspectives on Sex Offender Registration and Notification: Preliminary Survey Results*. Lowell, MA: University of Massachusetts Lowell.

This document is a research report submitted to the U.S. Department of Justice. This report has not been published by the Department. Opinions or points of view expressed are those of the author(s) and do not necessarily reflect the official position or policies of the U.S. Department of Justice.



## ABOUT THIS SURVEY

---

This survey, administered online in the spring of 2015, represents the second part of a two-phase national study to elicit law enforcement perspectives on the functions, utility, and operation of sex offender registration and notification systems in the United States. The study's first phase featured a series of semi-structured interviews conducted in 2014 with 105 law enforcement professionals in five states and two tribal jurisdictions. Items for this survey were developed based on themes, experiences, and perspectives emerging from those interviews.

The survey was administered through the services of Campbell Rinker, a marketing research and survey firm. Participants were invited to complete the survey via targeted email outreach, using a nationwide commercial list of 8,840 police chiefs and command staff and a list of 2,921 county sheriffs obtained from the National Sheriffs Association. Following initial outreach, prospective respondents were contacted through three waves of follow-up. The survey was open for five weeks between April and May of 2015.

The transmittal email included details on the survey scope and purpose, and a link to the survey. Respondents were informed that the survey was intended for completion by agency leadership (e.g., police chiefs, sheriffs), personnel involved in sex offender registration and management, and specialized personnel involved in sex crime investigations. The survey items presented to each respondent varied, with piping logic based on stated agency functions, respondent roles, and jurisdictional characteristics.

For further information about this study, please contact Principal Investigator Andrew Harris (Andrew\_harris@uml.edu) or project manager Melissa Wall (Melissa\_Wall@uml.edu)

### Acknowledgments

The investigators extend thanks to Melissa Wall, for her efficient project management; Scott Walfield for his work organizing, analyzing, and presenting the survey data; Helen Ricci, for her work on the Phase 1 interviews that informed the development of this survey; and Michelle Cubellis and Qurat Ann for their ongoing assistance with the project. Special thanks are also due to Jennifer Spencer of Campbell Rinker for her able management of the survey administration process.

### Notes & Disclaimers

This project is supported by Award No. 2013-IJ-CX-0028, awarded by the National Institute of Justice, Office of Justice Programs, U.S. Department of Justice. The opinions, findings, and conclusions or recommendations expressed in this publication are those of the authors and do not necessarily reflect those of the Department of Justice.

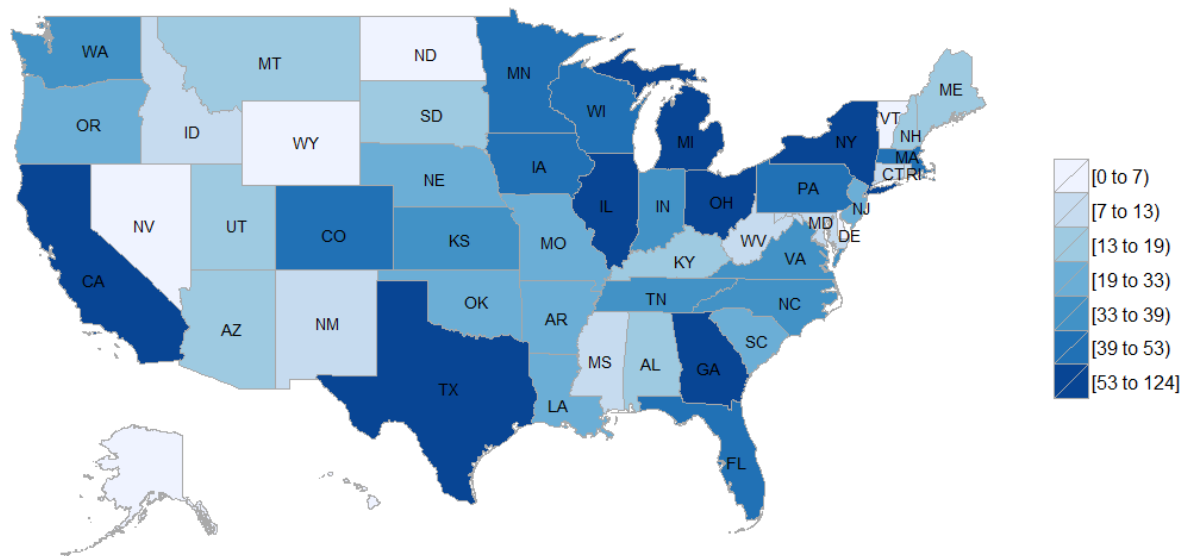
The findings and opinions expressed in this manuscript reflect solely the views of the authors and are in no way endorsed by the Colorado Department of Public Safety and do not represent government policy or views.

## STUDY SAMPLE

Excluding “bounce backs” and invalid addresses, the survey was distributed to 9,472 email addresses. 1,485 respondents consented to participate and proceeded to the survey, for a response rate of 15.7%. Of these, 1,247 respondents completed the final battery of survey items. As noted in Figure 1, the final sample included representation from 49 states (all states with the exception of Hawaii), and from the District of Columbia.

59.7% of the sample came from local police departments and 39.6% from county sheriffs. A limited number of respondents represented other types of agencies including state law enforcement agencies. Respondents were fairly evenly divided among senior agency command staff (34.9% of the sample), line-level commanders and supervisors (29.8%), and line-level staff (35.3% total, consisting of 26.6% uniform and 8.7% civilian). Over three quarters of respondents indicated that they had over 15 years of law enforcement experience. Approximately one third indicated that they currently spent 25% or more of their time on sex offender management duties, and a significant majority (over 95%) indicated that they had performed one or more duties related to sex offender management, community notification, and sex crimes investigation during their careers.

**Figure 1. Geographic Distribution of Survey Respondents**





Law Enforcement Perspectives on Sex Offender Registration  
and Notification – Preliminary Survey Results

## Respondent Characteristics

	Percent of Sample
<b>Current Position</b>	
Senior Agency Leadership (e.g., sheriff/chief)	34.9
Line Supervision (e.g., command staff/detective supervisor)	29.8
Line Uniform (e.g., patrol officer/detective)	26.6
Civilian Administrator/Staff	8.7
<b>Years in Law Enforcement</b>	
0-15	21.7
16-25	40.1
26+	38.2
<b>Approximately what percent of your time is spent performing duties related to sex offender registration, monitoring, or enforcement?</b>	
More than 75%	10.6
50%-75%	7.1
25%-50%	16.7
Less than 25%	65.6
<b>How often would you say you use or access information contained on your state's sex offender registry?</b>	
Daily or almost daily	18.8
Frequently	16.5
Occasionally	40.7
Rarely or never	24.1
<b>Which of the following functions have you performed over the course of your career in law enforcement?†</b>	
Sexual assault/abuse criminal investigations	73.9
Monitoring/enforcing sex offender registry compliance	60.5
Locating missing/absconded sex offenders	59.3
Child pornography/internet crimes against children investigations	55.4
Updating/maintain sex offender registry information	52.9
Notifying/educating the public about sex offenders	52.7
None of the above	4.8

Note. †Multiple responses allowed.



## General Agency Characteristics

	Percent of Sample
<b>Size of Agency (# of sworn law enforcement personnel)</b>	
1-10	17.2
11-25	27.6
26-100	32.8
101-250	11.7
251-500	4.0
500-1000	3.9
More than 1,000	2.8
<b>Region</b>	
South	35.3
Midwest	31.2
West	17.7
Northeast	15.8
<b>Agency type</b>	
Local police	59.7
County/sheriff	39.6
State law enforcement	0.7

## Agency SORN-related Functions

	Percent of Sample
<b>Do registered sex offenders come directly to your agency when they need to update/renew their registration information?</b>	
Yes	94.6
No	5.4
<b>Type of staff updating registry information</b>	
Uniformed officer	54.8
Civilian	30.7
Both	14.5
<b>Which of the following functions are performed within your current agency?†</b>	
Sexual assault/abuse criminal investigations	87.7
Child pornography/internet crimes against children investigations	78.4
Monitoring/enforcing sex offender registry compliance	71.9
Updating/maintain sex offender registry information	71.6
Locating missing/absconded sex offenders	67.7
Notifying/educating the public about sex offenders	61.2
None of the above	3.4

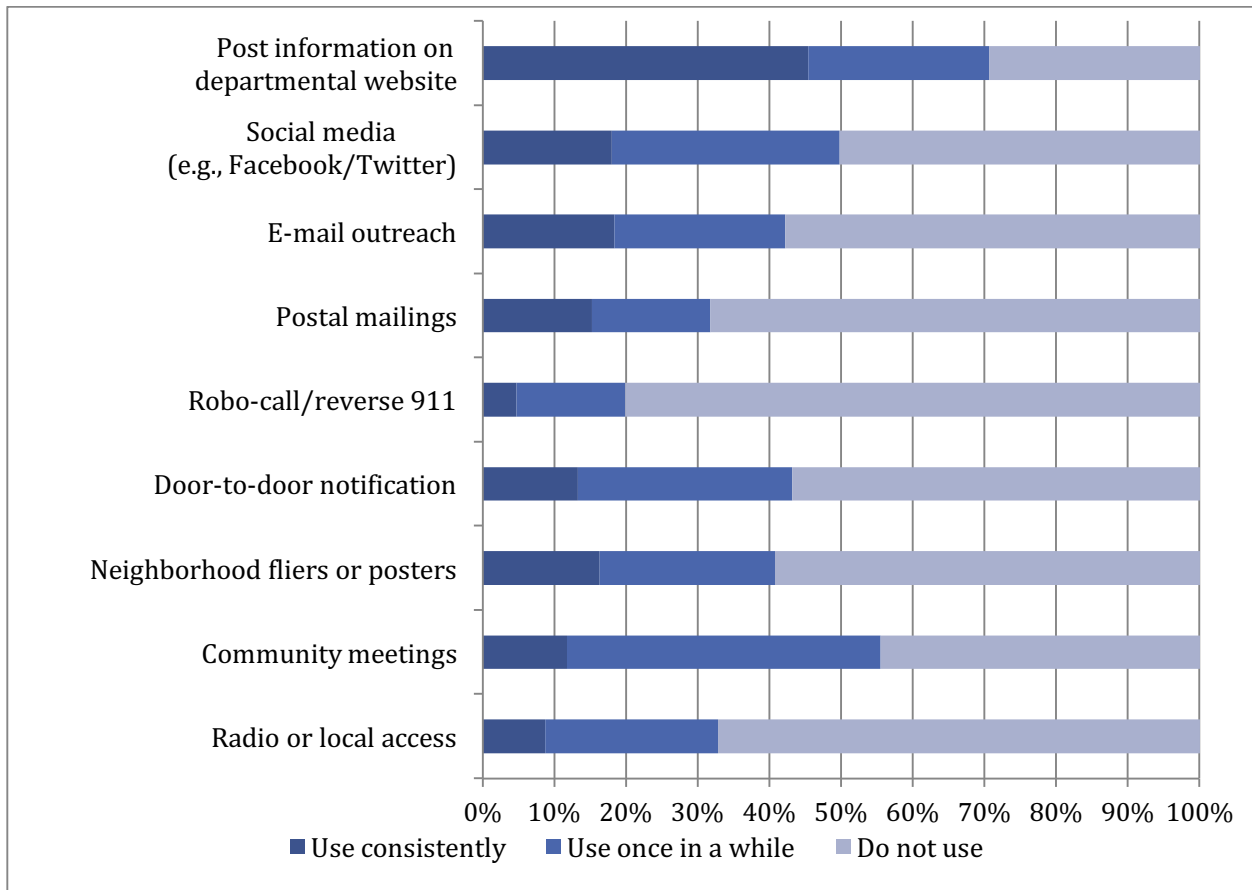
Note. †Multiple responses allowed.



Law Enforcement Perspectives on Sex Offender Registration  
and Notification – Preliminary Survey Results

## Tools and Strategies to Educate and Inform Public about Sex Offenders in Jurisdiction

	Use consistently %	Use once in a while %	Do not use %
Post information on departmental website	45.4	25.3	29.3
E-mail outreach	18.4	23.8	57.8
Social media (e.g., Facebook/Twitter)	18.0	31.8	50.2
Neighborhood fliers or posters	16.3	24.5	59.2
Postal mailings	15.2	16.6	68.2
Door-to-door notification	13.3	29.9	56.8
Community meetings	11.8	43.7	44.5
Radio or local access	8.7	24.1	67.2
Robo-call/reverse 911	4.7	15.2	80.1





## GENERAL REGISTRY PURPOSES AND EFFECTIVENESS

The Phase 1 interviews included an open-ended prompt asking respondents to comment on what they perceived as the primary purposes of sex offender registration & notification. Five major purposes were identified within the data, as noted in the legend below. Survey participants were asked their opinion on the relative importance of each of the five main purposes identified through the interviews, and also asked to evaluate the relative effectiveness of their systems across these domains.

Response Item	Abbreviated Title
Informing the public about sex offenders living in the community	Inform public of sex offenders
Helping law enforcement to keep tabs on sex offenders in the community	Keep tabs on sex offenders
Providing information to support investigation of sex crimes	Support sex crime investigations
Reducing the likelihood that sex offenders will re-offend	Reduce likelihood of re-offending
Sharing sex offender information among law enforcement and offender supervision agencies	Share information between agencies

## PURPOSES OF SEX OFFENDER REGISTRATION & NOTIFICATION

**Sex offender registration and notification (SORN) may serve a variety of purposes. For the items listed below, please indicate whether you think each is a primary purpose, a secondary purpose (or side benefit), or not a purpose of SORN.**

	Primary Purpose (%)	Secondary Purpose (%)	Not a purpose (%)
Keep tabs on sex offenders	83.1	16.1	0.8
Share information between agencies	72.9	25.9	1.1
Inform public of sex offenders	68.4	28.5	3.1
Support sex crime investigations	51.5	44.8	3.6
Reduce likelihood of re-offending	44.9	33.2	21.9

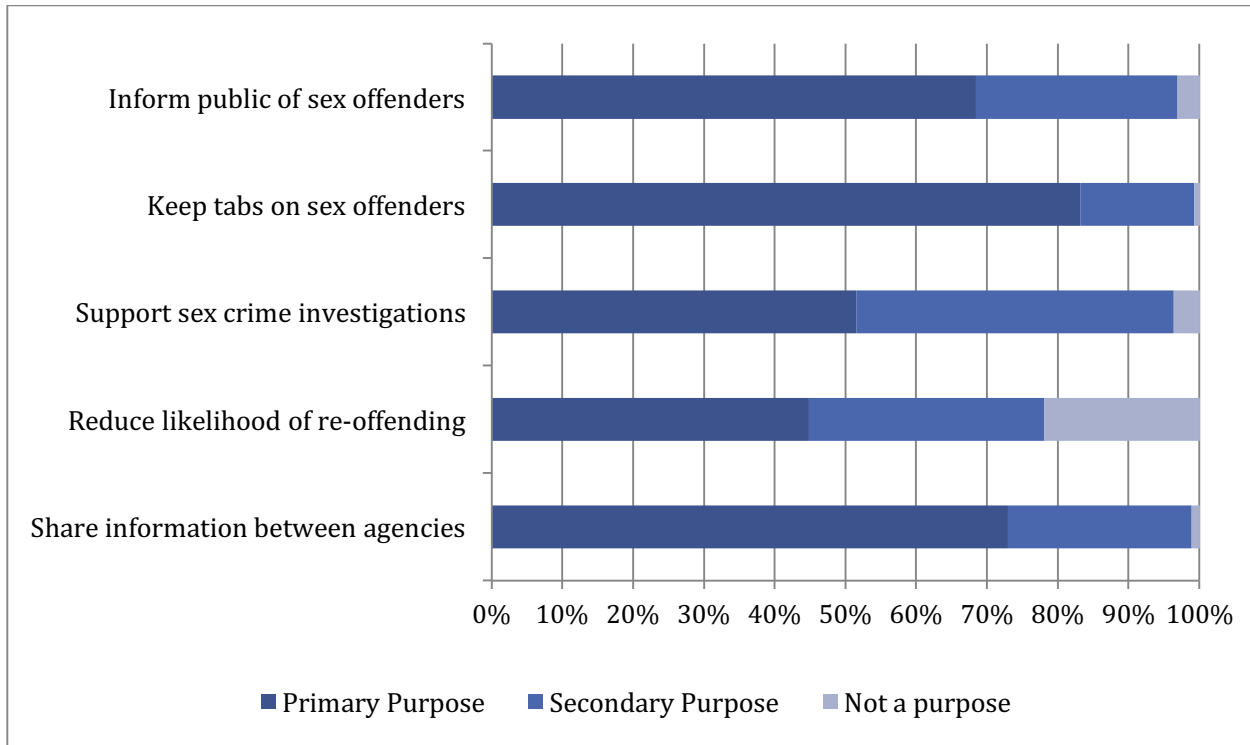




Law Enforcement Perspectives on Sex Offender Registration  
and Notification – Preliminary Survey Results

**Sex offender registration and notification (SORN) may serve a variety of purposes. For the items listed below, please indicate whether you think each is a primary purpose, a secondary purpose (or side benefit), or not a purpose of SORN.**

*Item titles abbreviated - refer to legend on page 6 for full text of items*





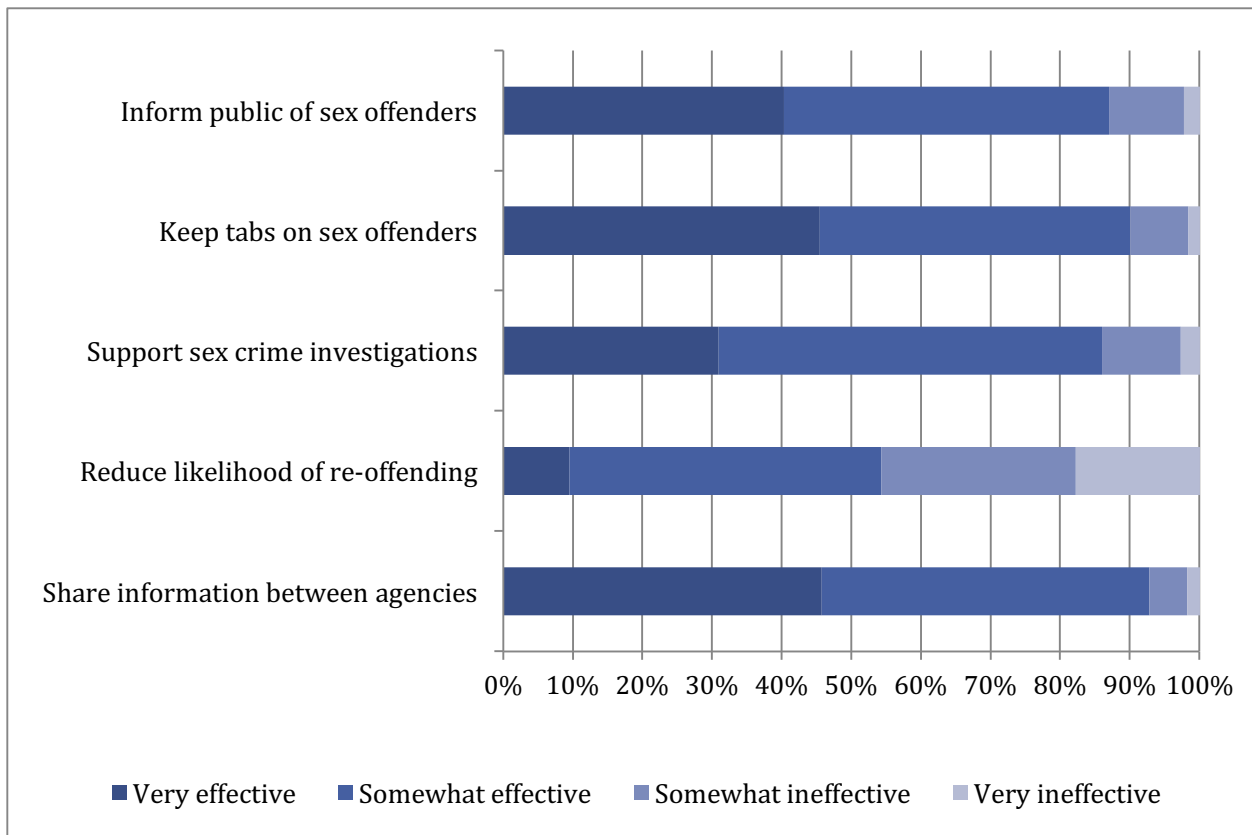
Law Enforcement Perspectives on Sex Offender Registration  
and Notification – Preliminary Survey Results

GENERAL EFFECTIVENESS OF SORN SYSTEMS

**Based on your professional opinion and experiences, how effective do you think your state's registration system is in fulfilling the following objectives?**

*Item titles abbreviated - refer to legend on page 6 for full text of items*

	Very effective (%)	Somewhat effective (%)	Somewhat ineffective (%)	Very ineffective (%)
Share information between agencies	45.7	47.1	5.4	1.8
Keep tabs on sex offenders	45.5	44.5	8.4	1.6
Inform public of sex offenders	40.4	46.6	10.8	2.3
Support sex crime investigations	30.9	55.1	11.3	2.7
Reduce likelihood of re-offending	9.5	44.7	28.0	17.8





## SORN ISSUES AND CHALLENGES

The next section of the survey asked respondents to indicate their level of concern with a range of issues and challenges related to sex offender registration and notification that were raised during the Phase 1 interviews. These issues were presented in 4 main areas – 1) public use of the registry; 2) offender monitoring and supervision; 3) sex crime investigation; and 4) collateral impacts on offender community integration. Within each area, respondents were presented with a series of issues and asked to indicate their relative level of concern with each.

### PUBLIC USES OF THE REGISTRY

**The following are some possible issues related to citizen perceptions and uses of public sex offender registries. Based on your experiences, please indicate your level of concern related to each issue.**

Response	Abbreviated Title
Too few citizens access and consult with the public sex offender registry	Too few citizens access
Among citizens who do consult the registry, too few use the information to take protective actions	Little protective action
Citizens may misunderstand or misinterpret information contained on the registry	Public misunderstanding
The public registry may give citizens a false sense of security by causing them to ignore other risks of sexual victimization (for example, from family, friends, or relatives)	False sense of security
The public registry may contribute to unnecessary fear within the community	Unnecessary fear
The public registry may lead to citizens targeting or harassing sex offenders in their communities	Sex offender harassment
The public registry website needs to be made more accessible and user-friendly	Needs to be more user-friendly
The public registry website needs to provide more detailed risk information on individual offenders	Needs better risk information
The list of offenders on the public internet registry is too limited- the registry should be expanded to include information on a broader range of offenders	Registry too limited
The list of offenders on the public internet registry is too broad- information on lower risk offenders should be controlled by law enforcement	Registry too broad

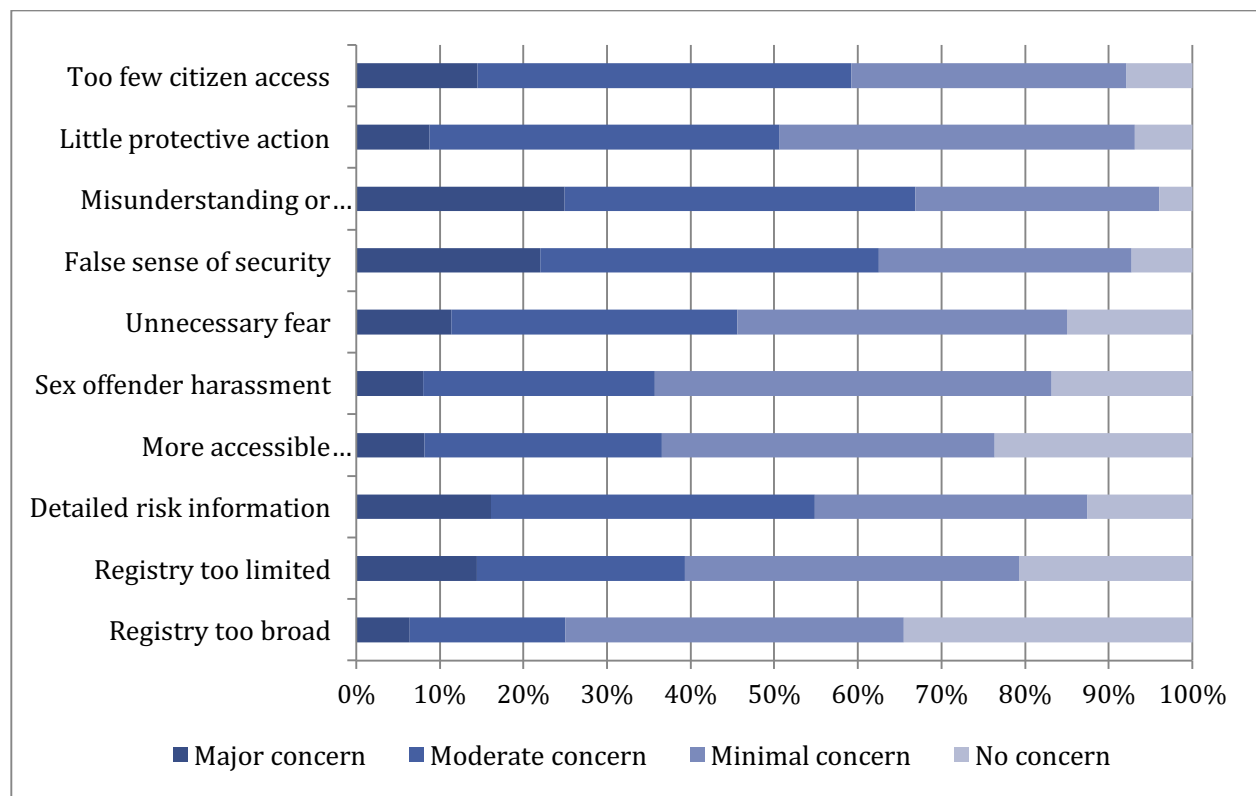


Law Enforcement Perspectives on Sex Offender Registration  
and Notification – Preliminary Survey Results

The following are some possible issues related to citizen perceptions and uses of public sex offender registries. Based on your experiences, please indicate your level of concern related to each issue.

Item titles abbreviated - refer to legend on page 9 for full text of items

	Major concern %	Moderate concern %	Minimal concern %	No concern %
Misunderstanding or misinterpretation	24.9	41.9	29.1	4.0
False sense of security	22.0	40.5	30.2	7.3
Detailed risk information	16.1	38.7	32.6	12.6
Too few citizen access	14.5	44.7	32.9	7.9
Registry too limited	13.6	23.5	37.7	19.6
Unnecessary fear	11.4	34.2	39.4	15.0
Little protective action	8.8	41.8	42.5	6.9
Sex offender harassment	8.0	27.7	47.4	16.9
More accessible and user-friendly	8.0	27.8	39.0	23.2
Registry too broad	6.4	18.6	40.5	34.6





OFFENDER MONITORING

The following are some possible concerns related to the use of sex offender registration systems for purposes of offender monitoring. Based on your experience with your state’s registry, please indicate your level of concern related to each issue.

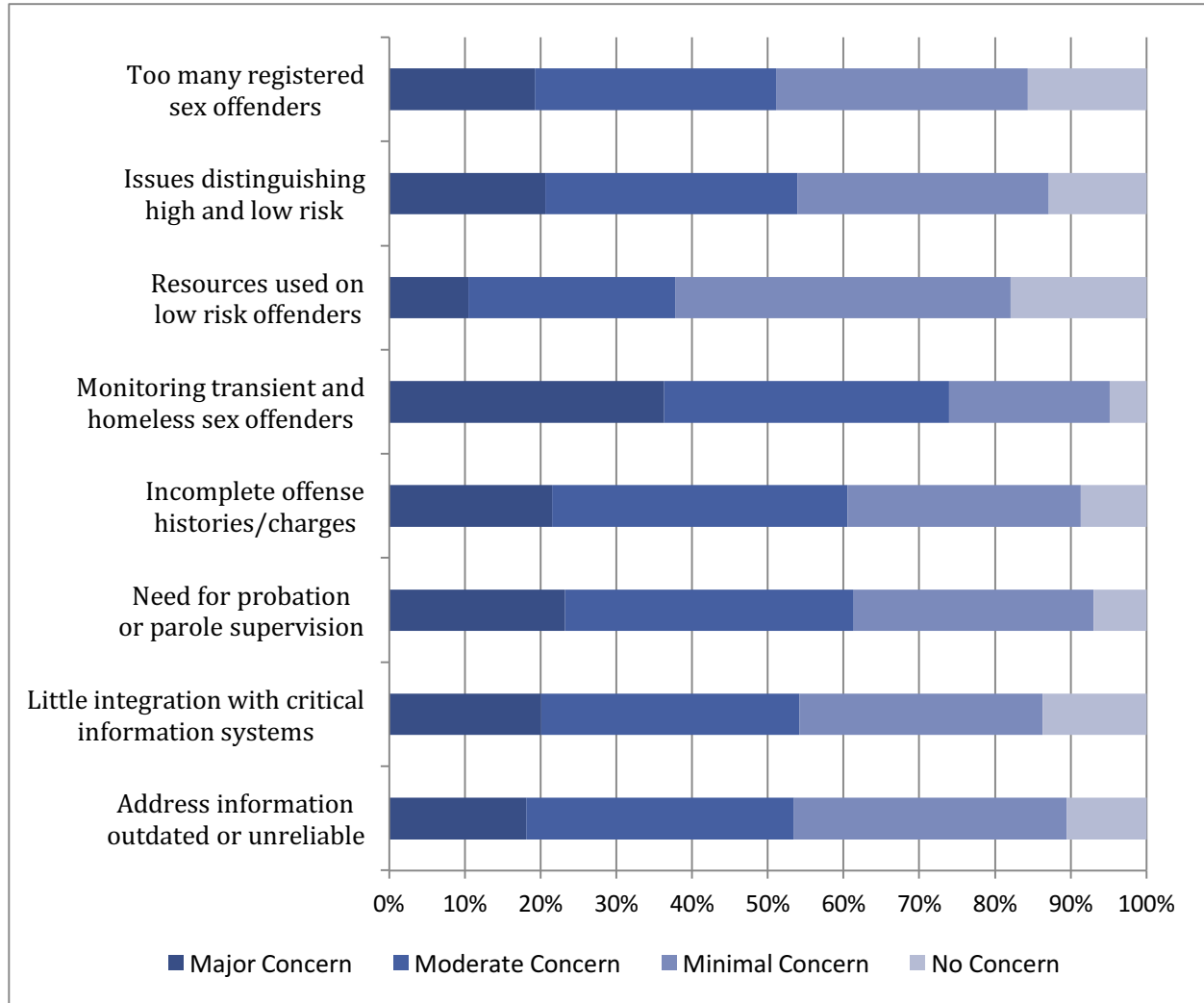
Response	Abbreviated Title
There are too many registered sex offenders to manage and monitor given our available resources	Too many registered sex offenders
The registry’s classification system does not sufficiently distinguish between those on the higher and lower ends of the risk spectrum	Issues distinguishing high and low risk
Registry requirements related to low risk offenders absorb system resources that could be directed toward managing higher risk offenders	Resources used on low risk offenders
Too few resources are allocated to address the challenges of monitoring transient and homeless sex offenders	Monitoring transient and homeless sex offenders
Offense histories/charges listed on the registry are incomplete and do not tell the full story	Incomplete offense histories/charges
More of the registered sex offenders in our community should be under formal probation or parole supervision	Need for probation or parole supervision
The sex offender registry is not sufficiently integrated with other critical information systems (e.g. motor vehicles, criminal history, court records, correctional information systems)	Little integration with critical information systems
Address information contain in the registry may be outdated or otherwise unreliable	Address information outdated or unreliable

	Major Concern (%)	Moderate Concern (%)	Minimal Concern (%)	No Concern (%)
Monitoring transient and homeless sex offenders	36.3	37.6	21.2	4.9
Need for probation or parole supervision	23.2	38.1	31.8	7.0
Incomplete offense histories/charges	21.5	39.0	30.8	8.7
Issues distinguishing high and low risk	20.6	33.4	33.1	13.0
Little integration with information systems	20.0	34.2	32.1	13.7
Too many registered sex offenders	19.2	31.8	33.3	15.7
Address information outdated or unreliable	18.0	35.3	36.0	10.6
Resources used on low risk offenders	10.4	27.3	44.3	18.0



## Law Enforcement Perspectives on Sex Offender Registration and Notification – Preliminary Survey Results

The following are some possible concerns related to the use of sex offender registration systems for purposes of offender monitoring. Based on your experience with your state's registry, please indicate your level of concern related to each issue.





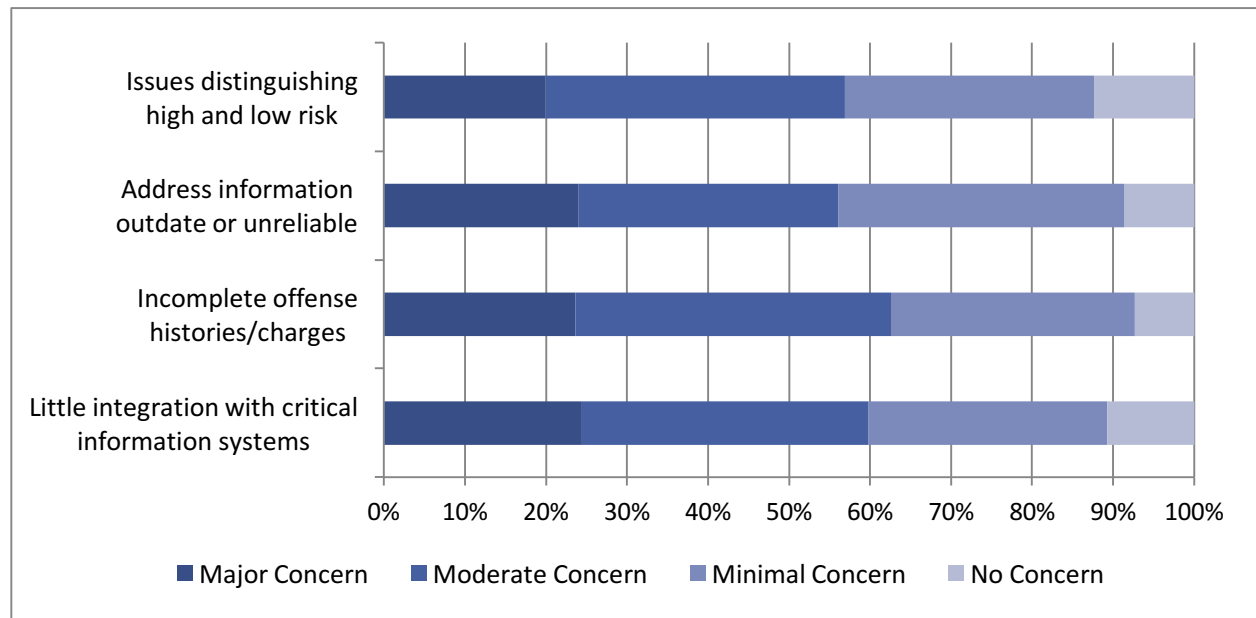
Law Enforcement Perspectives on Sex Offender Registration  
and Notification – Preliminary Survey Results

SEX CRIME INVESTIGATION

The following are some possible concerns related to the use of sex offender registration systems for the purposes of investigating sex crimes. Based on your experiences with your state’s registry, please indicate your level of concern related to each issue.

Response	Abbreviated Title
The registry’s classification system does not sufficiently distinguish between those on the higher and lower ends of the risk spectrum	Issues distinguishing high and low risk
Address information contain in the registry may be outdated or otherwise unreliable	Address information outdated or unreliable
Offense histories/charges listed on the registry are incomplete and do not tell the full story	Incomplete offense histories/charges
The sex offender registry is not sufficiently integrated with other critical information systems (e.g. motor vehicles, criminal history, court records, correctional information systems)	Little integration with critical information systems <sup>i</sup>

	Major Concern (%)	Moderate Concern (%)	Minimal Concern (%)	No Concern (%)
Little integration with critical information systems	24.4	35.4	29.5	10.8
Address information outdate or unreliable	24.1	32.0	35.2	8.7
Incomplete offense histories/charges	23.6	38.9	30.1	7.4
Issues distinguishing high and low risk	19.9	37.0	30.8	12.3



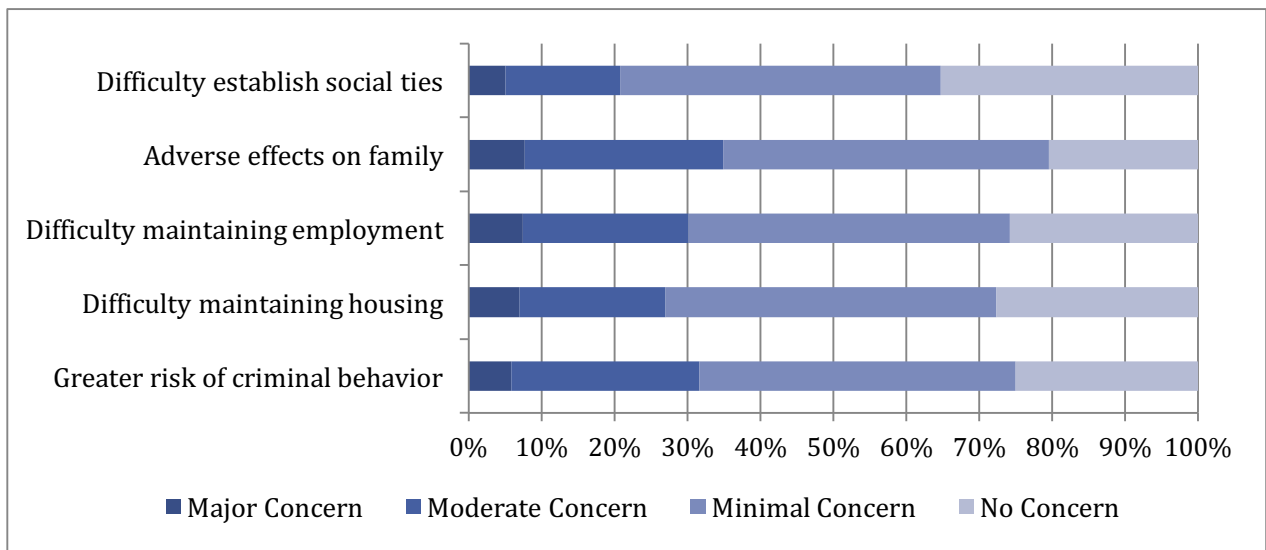


COLLATERAL CONSEQUENCES ON OFFENDERS

The following are some possible concerns related to the possible collateral unintended effects of sex offender registration. Based on your experiences, please indicate your level of concern related to each issue.

Response	Abbreviated Title
Public registration may impede sex offenders’ ability to establish social ties in the community	Difficulty establish social ties
Public registration may lead to adverse effects on families of registered sex offenders	Adverse effects on family
Public registration may impede sex offender’s ability to maintain stable employment	Difficulty maintaining employment
Public registration may impede sex offenders’ ability to maintain stable housing	Difficulty maintaining housing
Public registration may foster negativity and hopelessness in those required to register, leading to greater risk of criminal behavior	Greater risk of criminal behavior

	Major Concern (%)	Moderate Concern (%)	Minimal Concern (%)	No Concern (%)
Adverse effects on family	7.7	27.3	44.6	20.5
Difficulty maintaining employment	7.5	22.7	44.0	25.8
Difficulty maintaining housing	7.0	20.0	45.4	27.6
Greater risk of criminal behavior	5.9	25.7	43.4	25.0
Difficulty establish social ties	5.1	15.6	43.9	35.3







## CLASSIFICATION OF OFFENDERS ON THE REGISTRY

Methods of classifying offenders for purposes of sex offender registration and notification have emerged as a critical element in SORN-related policy development. For purposes of informing subsequent analyses of survey data, respondents were asked to provide information on their systems of offender classification, as well as general opinions regarding the adequacy of these systems. These items were presented only to the 765 respondents who reported direct experience working with their state’s sex offender registration system.

### Types of SORN Classification Systems in Respondent Jurisdictions (N = 765)

	Percent
Multi-tier system with 3 or more categories of registered offenders and separate requirements for each category	59.9
Dual-tier system with special provisions or requirements for designated class of higher risk offenders (e.g. sexual predators, high-risk designation)	22.9
Single tier system with all registered offenders subject to similar requirements	17.3

### Criteria Used for Assigning Tiers or Special Designations (N = 467)†

	Multi-Tier Systems (%)	Dual-Tier Systems (%)
Offense of conviction	83.5	81.5
Number of sex offense convictions	63.2	53.8
Structured risk assessment instrument	54.2	31.2
Review by independent panel	27.4	13.3
Judicial determination	24.8	28.9

Note. †Multiple responses allowed.

### Percent of RSOs in Highest Risk Category (excludes single tier systems)

	Multi-Tier Systems (%)	Dual-Tier Systems (%)
	N=413	N=152
Fewer than 10%	44.8	53.9
10%-25%	27.6	25.7
26%-50%	16.2	7.2
51%-75%	8.5	9.2
More than 75%	2.9	3.9

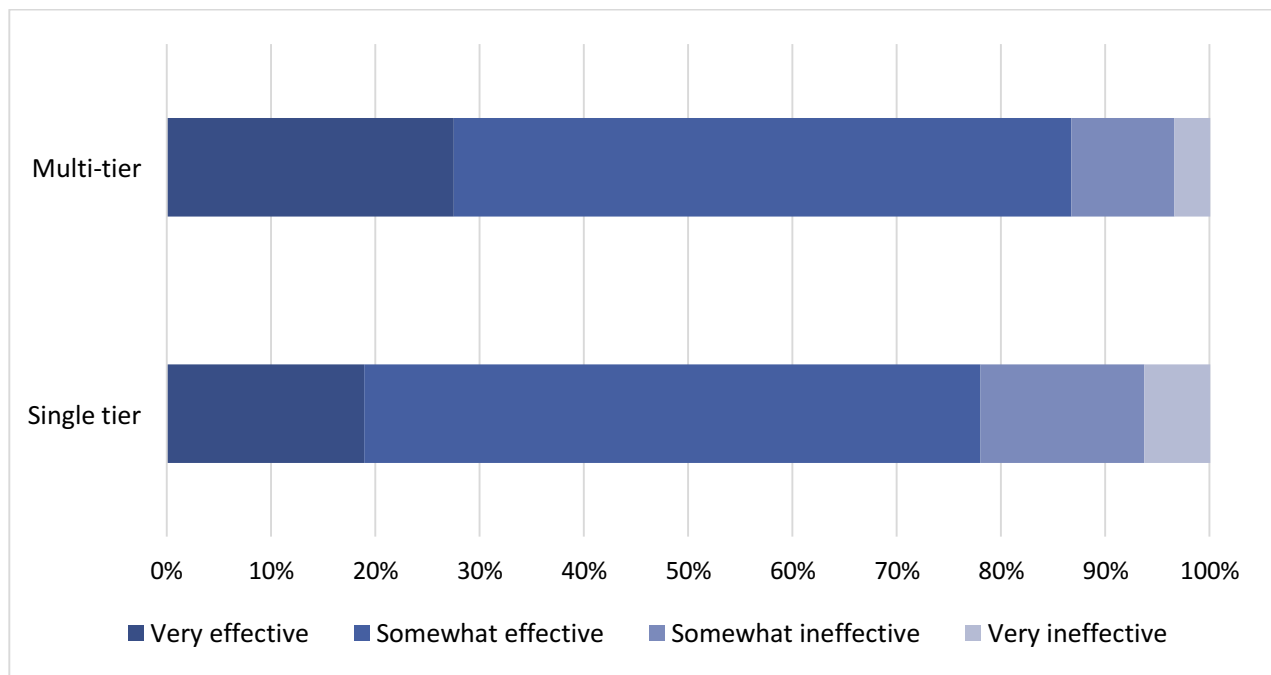


## Law Enforcement Perspectives on Sex Offender Registration and Notification – Preliminary Survey Results

### Generally speaking, how effective would you consider your state's current system of categorizing offenders for purposes of registration and notification?

	Single-tier (N=127) (%)	Multi-tier (N=615) (%)
Very effective	18.9	27.5
Somewhat effective	59.1	59.2
Somewhat ineffective	15.7	9.9
Very ineffective	6.3	3.4

*Differences between single and multi-tier significant at the  $p < .05$  level*



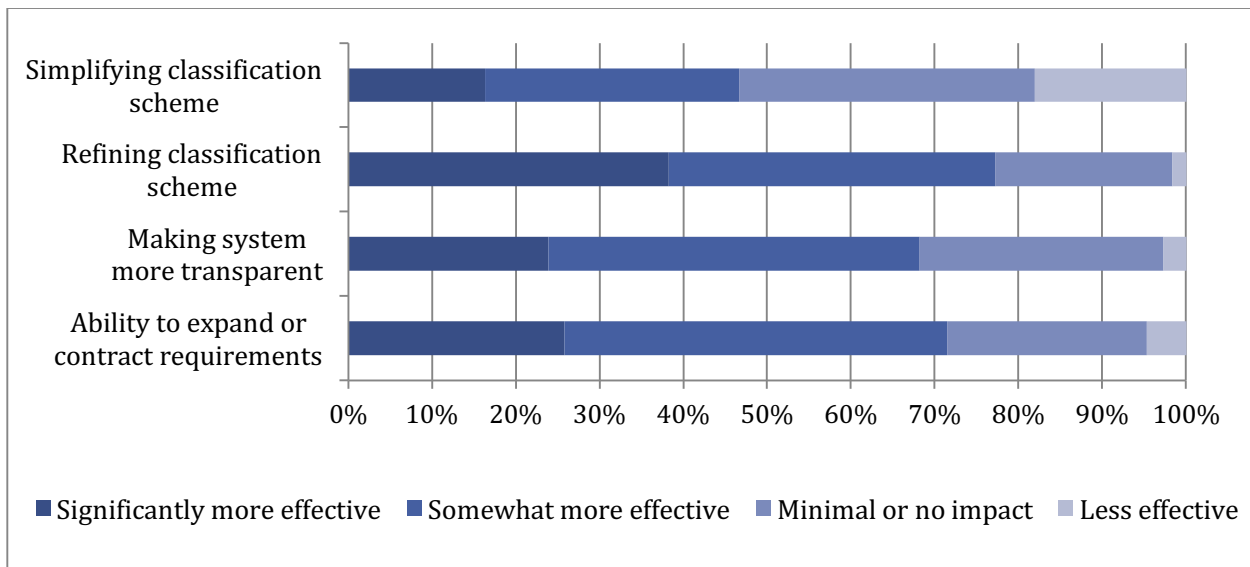


Law Enforcement Perspectives on Sex Offender Registration  
and Notification – Preliminary Survey Results

**In your opinion, how would each of the following measures contribute to the overall effectiveness of your state's SORN system?**

Response	Abbreviated Title
Simplifying the classification scheme to make fewer distinctions among offenders.	Simplifying classification scheme
Refining the classification scheme to better distinguish higher risk from lower risk offenders.	Refining classification scheme
Making the classification process more transparent.	Making system more transparent
Increasing ability to expand or contract registration requirements based on changes in offender risk over time.	Ability to expand/contract requirements

	Would make significantly more effective (%)	Would make somewhat more effective (%)	Would have minimal or no impact (%)	Would make less effective (%)
Refining classification scheme	38.3	38.9	21.1	1.7
Ability to expand/contract requirements	25.8	45.6	23.8	4.7
Making system more transparent	23.9	44.3	29.0	2.8
Simplifying classification scheme	16.4	30.3	35.3	18.1





## SEX OFFENDER NON-COMPLIANCE

The next series of items focused on issues related to RSO non-compliance with registration requirements. The purposes of these questions were to shed light on the extent and nature of non-compliance, perceived reasons for non-compliance, and agency responses to non-compliance. These items were presented only to 762 respondents who indicated that they were directly involved in the management of registration compliance efforts within their agencies.

### TYPES OF REGISTRY NON-COMPLIANCE

**In your experience dealing with non-compliant sex offenders, how often do you deal with the following scenarios (on average)?**

	Several times per week (%)	3-4 times a month (%)	1-2 times a month (%)	Once in a while (%)	Rarely or Never (%)
Failure to update non-address information	6.2	13.2	22.3	52.6	12.3
Failure to renew registration	3.6	10.4	19.9	53.9	12.3
Living at unlisted address	3.0	11.0	21.0	58.9	14.7
Failure to inform	2.4	8.6	15.9	68.4	15.1
Sex offender absconded	2.2	7.7	15.7	69.9	14.9

Response	Abbreviated Title
Sex offender has failed to report as required by law to renew his registration	Failure to renew registration
Sex offender is living somewhere in the general area other than his listed address	Living at unlisted address
Sex offender has failed to inform law enforcement when moving into area	Failure to inform
Sex offender has absconded/moved out of area without informing authorities	Sex offender absconded
Sex offender has failed to update certain required (non-address) information such as internet identifiers, motor vehicle information, or changes in employment	Failure to update non-address information



REASONS FOR NON-COMPLIANCE

**When dealing with sex offenders who fail to comply with registration requirements, how common are the following scenarios?**

	Most Common (%)	Somewhat Common (%)	Somewhat Uncommon (%)	Very Uncommon (%)
Deliberate attempt to evade	17.7	33.1	31.7	17.5
Apathetic/indifferent	16.8	36.5	127	258
Lacks stable residence	12.2	38.4	31.7	17.7
Harassment from neighbors	7.7	26.8	33.9	31.7
Functional impairment	4.2	24.4	37.9	33.4
Unaware of requirements	3.8	23.0	35.2	38.0

Response	Abbreviated Title
Sex offender has made a deliberate attempt to evade detection.	Deliberate attempt to evade
Sex offender is apathetic or simply indifferent to registration requirements.	Apathetic/indifferent
Sex offender has a functional impairment due to mental health problems, cognitive deficits, or chronic substance abuse.	Functional impairment
Sex offender is unaware of specific requirements or has made an unintentional oversight.	Unaware of requirements
Sex offender needs to move frequently and lacks a stable residence.	Lacks stable residence
Sex offender is concerned about harassment from neighbors and is trying to "lay low".	Harassment from neighbors



RESPONSES TO REGISTRY NON-COMPLIANCE

---

**Among the cases of sex offender noncompliance that you have encountered, approximately what percentage have involved sex offenders who have absconded and cannot be located within 72 hours?**

	<u>Percent</u>
Less than 10%	60.1
10%-25%	17.5
26%-50%	9.0
51%-75%	7.0
76%-90%	3.6
More than 90%	2.9

**Approximately what percentage of your noncompliance cases result in formal charges?**

	<u>Percent</u>
Less than 10%	26.2
10%-25%	18.4
26%-50%	10.6
51%-75%	12.4
76%-90%	17.7
More than 90%	14.8

**Which of the following best reflects your practice regarding managing registry noncompliance?**

	<u>Percent</u>
Any form of noncompliance results in automatic arrest, regardless of the circumstances.	12.2
Most noncompliance results in arrest, with some exceptions for minor lapses	39.9
Most noncompliance results in attempts to bring the offender back into compliance, with arrest reserved for more serious cases	24.5
Noncompliance is dealt with on a case-by-case basis	23.4



## RESIDENCE RESTRICTIONS

The interaction between SORN policies and laws that limit where RSOs can legally reside (often referred to as residence restriction laws) emerged as a prominent theme in the Phase 1 interviews. This group of survey items was designed to elicit law enforcement perspectives on the positive and negative impacts of these laws, and on whether such laws should be amended or retained in their current form.

At the outset of the survey, respondents were asked whether their jurisdiction had such restrictions on the books. Two thirds of the sample (70.2%, or 932 respondents) responded affirmatively. Of those, 85.9% indicated that they had statewide residence restriction laws, 18.8% indicated that they had related local ordinances, and 7.2% had county-level residence restrictions. Additionally, 25.8% of the sample (308 cases) indicated that their jurisdiction had legally established anti-loitering zones specific to sex offenders (e.g. prohibitions on being near playgrounds or public libraries).

**Some jurisdictions have legal restrictions limiting where registered sex offenders can live or congregate. Which (if any) of the following apply within your jurisdiction?**

	Percent
Residence restrictions that limit where sex offenders can live based on proximity to schools, parks, playgrounds, day care centers, bus stops, etc.	70.2
Anti-loitering zones specific to sex offenders	25.8

**Through which legal mechanism(s) are residence restrictions established in your jurisdiction? (N=932)†**

	Percent
Through which legal mechanism(s) are residence restrictions established in your jurisdiction?	
State law	85.9
Local law	18.8
County law	7.2

†Multiple responses allowed.



IMPACTS OF RESIDENCE RESTRICTIONS

**You indicated that sex offenders in your jurisdiction are legally prohibited from living in certain areas. Based on your experience, do you believe that residence restrictions:**

Response	Abbreviated Title
Make it more difficult for law enforcement to monitor and track sex offenders?	Make it more difficult to monitor/track
Increase the likelihood that sex offenders will register using false addresses so that they can remain in restricted areas?	Increase use of false addresses
Increase the likelihood that sex offenders will become homeless?	Increase likelihood of homelessness
Lead to “clustering” of sex offenders in certain neighborhoods or areas?	Increase clustering of sex offenders
Shift the burden of sex offenders to adjacent jurisdictions with fewer restrictions?	Shift burden to adjacent jurisdictions

	Percent “Yes”
Increase clustering of sex offenders	46.3
Increase use of false addresses	40.7
Shift burden to adjacent jurisdictions	34.9
Increase likelihood of homelessness	30.5
Make it more difficult to monitor/track	8.8

*Note. †Multiple responses allowed.*

SUPPORT FOR RESIDENCE RESTRICTIONS

**Considering overall public safety impacts, which of the following most closely reflects your professional opinion regarding the sex offender residence restriction laws in your jurisdiction? (N = 514)**

	%
Should be maintained in current form	55.4
Should be expanded and/or applied to a larger group of offenders	26.7
Should be scaled back and/or applied to a smaller group of offenders	15.6
Should be eliminated	2.3





## INTER-AGENCY COORDINATION

One theme emerging from the Phase 1 interviews concerned the coordination of inter-agency efforts related to the sharing of sex offender information and offender management. In the context of sex offender registration and notification, this includes coordination with other law enforcement agencies as well as other criminal justice stakeholders who interact with RSOs in the community (e.g. probation & parole agencies, sex offender treatment providers). Building on this theme, survey respondents were asked a series of questions aimed at documenting the extent and nature of inter-agency coordination, the quality and effectiveness of interactions, and the value of SORN systems in promoting information sharing and coordination across agencies.

Response	Abbreviated Title
U.S. Marshal Service	U.S. Marshal Service
Other law enforcement agencies within your state	Other LE agencies within your state
Other law enforcement outside of your state	Other LE outside of your state
Probation or parole agents supervising sex offenders in your community	Probation or parole agents supervising
Sex offender treatment providers serving sex offenders in your community	Sex offender treatment providers
Institutional correctional agencies discharging sex offenders into your community	Institutional correctional agencies
National Center for Missing and Exploited Children (NCMEC)	National Center for Missing and Exploited Children

**In the course of your duties related to managing sex offenders in your community, how regularly do you interact with each of the following: (N =312)**

	At least once a week (%)	At least once a month (%)	Several times per year (%)	Once or twice per year (%)	Rarely / never (%)
U.S. Marshal Service	8.3	10.9	22.1	26.0	32.7
Other LE agencies within your state	33.3	27.9	27.2	13.5	2.6
Other LE outside of your state	7.7	20.5	28.2	30.2	15.7
Probation or parole agents supervising	40.8	30.2	19.3	11.4	2.9
Sex offender treatment providers	2.9	5.8	11.2	16.8	63.8
Institutional correctional agencies	19.2	17.3	26.3	20.6	20.5
National Center for Missing and Exploited Children	0.6	4.8	11.5	21.9	61.2



Law Enforcement Perspectives on Sex Offender Registration  
and Notification – Preliminary Survey Results

**How would you rate the quality of your relationships, communication and coordination with these entities?**

	N	Very effective (%)	Somewhat effective (%)	Somewhat ineffective (%)	Very ineffective (%)
U.S. Marshal Service	208	74.5	22.6	2.9	0.0
Other LE agencies within your state	303	78.5	21.1	0.3	0.0
Other LE outside of your state	262	49.6	43.5	6.1	0.8
Probation or parole agents supervising	300	74.0	22.0	3.0	1.0
Sex offender treatment providers	109	28.4	45.0	21.1	5.5
Institutional correctional agencies	246	43.9	38.6	15.0	2.4
National Center for Missing and Exploited Children	118	51.7	37.3	8.5	2.5

**How useful do you find sex offender registries as a means of sharing information and/or coordinating efforts with the following entities?**

	N	Very useful (%)	Somewhat useful (%)	Not very useful (%)
U.S. Marshal Service	208	76.0	20.2	3.8
Other LE agencies within your state	302	81.5	16.9	1.7
Other LE outside of your state	261	58.6	35.6	5.7
Probation or parole agents supervising	299	69.6	25.8	4.7
Sex offender treatment providers	109	35.8	44.0	20.2
Institutional correctional agencies	246	52.8	36.2	11.0
National Center for Missing and Exploited Children	119	52.1	40.3	7.6



Law Enforcement Perspectives on Sex Offender Registration  
and Notification – Preliminary Survey Results

**Are you part of an inter-agency task force or informal working group focused on managing sex offenders within your community or region? (N = 1239)**

	Percent
Yes	21.9
No	78.1

**On approximately what basis does this group typically meet? (N = 268)**

	Percent
More than once per month	10.4
Monthly	17.5
Every 2-3 months	22.4
Twice per year	11.6
Once per year	6.0
Ad hoc (as needed)	32.1

**Which of the following are typically involved in this group? (N = 265)†**

	Percent
Neighboring local/county law enforcement agencies	81.1
Probation/parole	69.8
State law enforcement	51.3
U.S. Marshal or federal law enforcement	36.2
State correctional agency	24.9
Sex offender treatment providers	15.1
Victim representatives	14.3
Other	11.7

*Note. †Multiple responses allowed.*



## SORN IMPACTS AND POLICY RECOMMENDATIONS

The survey’s final section asked respondents about their perceptions regarding the overall impacts of SORN policies, as well as the relative policy emphasis placed on SORN in the context of other strategies. Following this, respondents were presented with a random-ordered list of SORN-related policy recommendations generated through the Phase 1 interviews, and asked to assign priority levels to each. Respondents were also provided with two open-ended prompts that provided an opportunity to provide feedback to policymakers.

### RELATIVE IMPACTS OF SORN (PERCENT VALUES; N = 1249)

	<b>Major Impact (%)</b>	<b>Modest Impact (%)</b>	<b>Minimal Impact (%)</b>	<b>No Impact (%)</b>
Considering sex offender registration and notification's impact on <u>reducing individual registered sex offenders' likelihood of re-offending</u> , would you say that it has:	13.0	44.5	35.5	7.0
Considering sex offender registration and notification's impact on <u>reducing the overall levels of sexual violence and abuse in society</u> , would you say it has:	15.9	47.2	31.2	5.8

### RELATIVE PRIORITY AND ATTENTION (PERCENT VALUES)

	<b>Too little emphasis &amp; attention (%)</b>	<b>The right amount of emphasis &amp; attention (%)</b>	<b>Too much emphasis and attention (%)</b>
Compared to other law enforcement functions and priorities, would you say that SORN receives: (N=1248)	42.5	52.5	5.5
Compared to other potential strategies for managing sex offender risk in the community (such as enhanced probation or parole, electronic monitoring, sex offender treatment), would you say that SORN receives: (N=1246)	41.1	48.9	10.0
Compared to other potential strategies to prevent sexual violence and abuse in society, would you say that SORN receives: (N=1247)	42.2	47.3	10.5



POLICY PRIORITIES

**In this final survey item, we are asking for your professional opinion regarding priorities for state and federal policies regarding the management of sex offenders in the community. Evaluating each of the following policy strategies in terms of their overall potential to improve public safety, what level of priority would you assign to each?**

Response	Abbreviated Title
Expand penalties and sanctions for registration non-compliance	Expand penalties for non-compliance
Require prosecutors to more aggressively pursue cases of registry non-compliance	More aggressive prosecution of non-compliance
Expand parole and probation supervision for sex offenders in the community	Expand probation and parole supervision
Dedicate more funding to registration enforcement and address verification	Dedicate funding to registration enforcement
Invest in system upgrades to improve integration of the sex offender registry with other criminal justice information systems (e.g. criminal history systems)	Improve integration of registry w/CJ information systems
Improve classification systems to better distinguish higher risk from lower risk offenders on the registry	Improve classification systems
Increase public education with regard to sexual violence prevention	Increase sexual violence prevention education
Invest in quality control systems to improve the accuracy and reliability of registry data	Improve accuracy and reliability of registry
Increase funding and training support for interagency collaboration around sex offender management	Increase interagency collaboration
Develop systems and strategies to reduce transience and homelessness among sex offenders	Reduce transience and homelessness
Re-align registration requirements in a way that redirects resources from lower risk to higher risk offenders	Redirect resources to higher risk offenders
Expand the mandated frequency with which offenders must update and verify their registration information	Expand frequency of offender verification
Redesign the public registry website to make information more accessible and user friendly	Increase accessibility and user friendliness
Expand community-based treatment services for sex offenders	Expand community-based treatment
Invest in campaigns to increase public use of the internet sex offender registry	Increase public use
Expand engagement of community organizations, including churches and faith-based organizations, in sex offender management	Expand engagement of community organizations



Law Enforcement Perspectives on Sex Offender Registration  
and Notification – Preliminary Survey Results

**In this final survey item, we are asking for your professional opinion regarding priorities for state and federal policies regarding the management of sex offenders in the community. Evaluating each of the following policy strategies in terms of their overall potential to improve public safety, what level of priority would you assign to each?**

	High Priority (%)	Moderate Priority (%)	Low Priority (%)
Expand penalties for non-compliance	63.0	30.4	6.6
More aggressive prosecution of non-compliance	61.7	30.3	7.9
Expand probation and parole supervision	60.4	33.7	6.0
Dedicate funding to registration enforcement	51.5	39.3	9.2
Improve integration of registry with other CJ information systems	50.4	40.1	9.4
Improve classification systems	46.9	39.2	13.9
Increase sexual violence prevention education	45.6	45.4	9.0
Improve accuracy and reliability of registry	44.0	43.8	12.2
Increase interagency collaboration	41.8	45.7	12.5
Reduce transience and homelessness	40.0	41.3	18.7
Redirect resources to higher risk offenders	37.0	47.4	15.7
Expand frequency of offender verification	33.1	41.2	25.7
Increase accessibility and user friendliness	31.2	43.2	25.7
Expand community-based treatment	26.5	50.4	23.2
Increase public use	25.8	48.8	25.3
Expand engagement of community organizations	16.4	44.6	39.0

**SUPPLEMENTAL RECOMMENDATIONS**

Concluding the survey, respondents were presented with two open-ended prompts:

- Beyond the recommendations listed above, please indicate any other policy changes that you feel would have a significant impact on improving the public safety utility of sex offender registration and notification systems.*
- Considering your experiences with sex offender registration systems and with managing sex offenders within your jurisdiction, is there anything else that you would like to share that could be of assistance to state or federal policymakers?*

Responses to these items are undergoing thematic analysis, and will be released as a supplemental report in the final quarter of 2015.