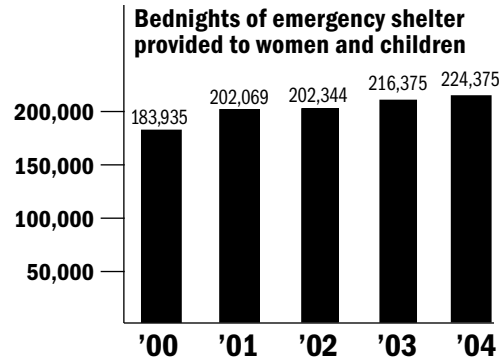


MEMBER PROGRAM
2004 services
 STATISTICS

Increased reporting of domestic violence and more services provided by programs in 2004

In 2004, the Missouri State Highway Patrol reported the highest number of domestic violence incidents since 1999, while domestic violence programs provided more services to victims and educated more community members than in 2003. According to data voluntarily submitted by 82 MCADV member programs, there were increases in all services provided including non-residential services, women and children in transitional housing, bednights for those in shelter, and crisis calls. Presentations to communities increased in 2004, reaching 17,550 additional people.

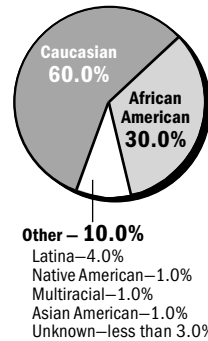


▶ MCADV member programs provided **non-residential services** to 28,827 women, 8,474 children and 1,082 men in 2004.

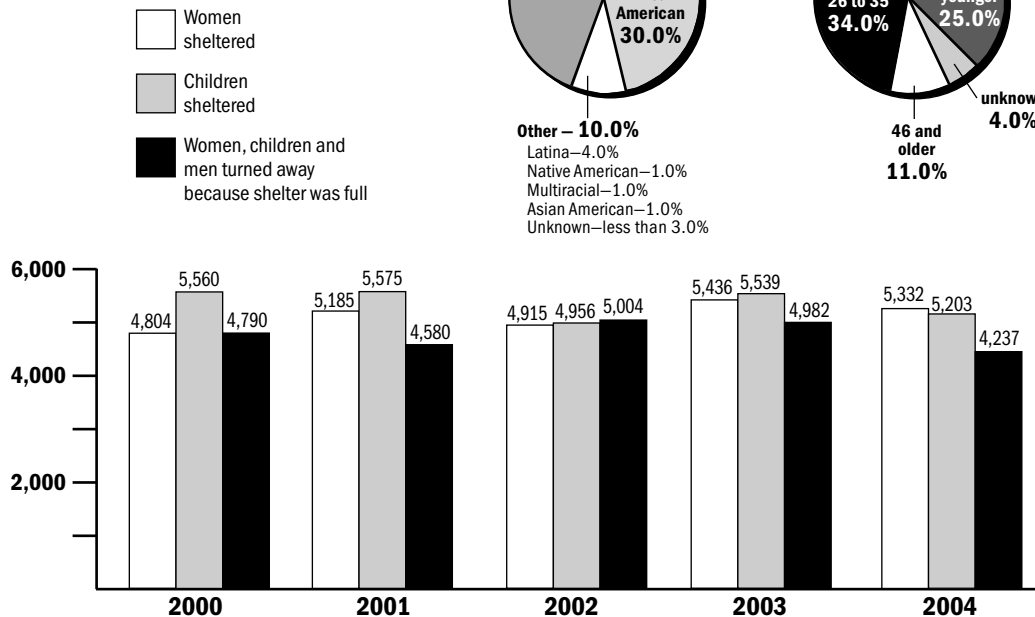
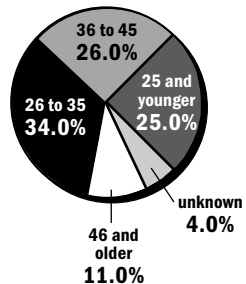
▶ MCADV member programs provided 40,532 bednights of long-term **transitional housing** to 133 women and 163 children in 2004.

▶ MCADV member programs provided 179 bednights of **emergency shelter** to 32 men in 2004.

Ethnicity of women sheltered in 2004

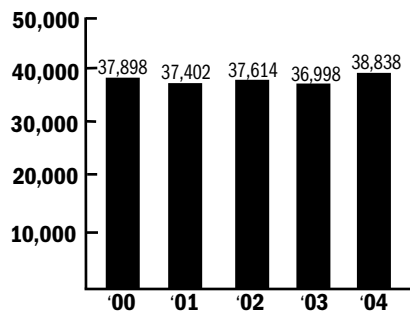


Ages of women sheltered in 2004



Law enforcement reports of domestic violence incidents increase in 2004

The Missouri State Highway Patrol annually compiles incidents of domestic violence reported by Missouri law enforcement agencies as Uniform Crime Reports (UCR) data.¹ According to the Missouri Highway Patrol, the number of incidents reported does not include incidents between persons who are or who have been in a continuing social relationship of a romantic nature with the victim.² Nationally, the U.S. Department of Justice estimates that about half of the incidents of intimate partner violence experienced by women are reported to police.³



718 east capitol avenue
 jefferson city,
 missouri 65101
 (573) 634-4161
 (573) 636-3728 (fax)
 www.mocadv.org
 mocadv@mocadv.org

1. Supplemental Domestic Violence Incident Report 2004, Missouri UCR Program Statistical Analysis Website, Department of Public Safety: www.dps.state.mo.us.
 2. Missouri Crime Summary, Department of Public Safety, 2004.
 3. Violence by Intimates: Analysis of Data on Crimes by Current or Former Spouses, Boyfriends, and Girlfriends, U.S. Department of Justice, Bureau of Justice Statistics, 1998.

Individuals served in 2004 by region

CENTRAL

	WOMEN	CHILDREN	MEN	TOTAL
Individuals sheltered	699	612	5	1,316
Individuals receiving non-residential services	1,479	472	50	2,001
Bednights of shelter	12,920	15,969	8	28,897
Individuals turned away from full shelter	70	99	0	169

KANSAS CITY METRO

	WOMEN	CHILDREN	MEN	TOTAL
Individuals sheltered	1,603	1,465	5	3,073
Individuals receiving non-residential services	10,059	180	101	10,340
Bednights of shelter	33,618	32,760	14	66,392
Individuals turned away from full shelter	807	1,025	0	1,832

NORTHEAST

	WOMEN	CHILDREN	MEN	TOTAL
Individuals sheltered	188	220	2	410
Individuals receiving non-residential services	875	461	51	1,387
Bednights of shelter	3,628	3,649	2	7,279
Individuals turned away from full shelter	57	107	0	164

NORTHWEST

	WOMEN	CHILDREN	MEN	TOTAL
Individuals sheltered	700	608	3	1,311
Individuals receiving non-residential services	1,365	663	99	2,127
Bednights of shelter	12,293	11,516	11	23,820
Individuals turned away from full shelter	32	37	0	69

ST. LOUIS METRO

	WOMEN	CHILDREN	MEN	TOTAL
Individuals sheltered	802	1,066	7	1,875
Individuals receiving non-residential services	13,428	5,508	675	19,611
Bednights of shelter	16,728	23,071	20	39,819
Individuals turned away from full shelter	715	1,114	0	1,829

SOUTHEAST

	WOMEN	CHILDREN	MEN	TOTAL
Individuals sheltered	404	340	0	744
Individuals receiving non-residential services	356	315	16	687
Bednights of shelter	9,074	9,124	0	18,198
Individuals turned away from full shelter	103	50	0	153

SOUTHWEST

	WOMEN	CHILDREN	MEN	TOTAL
Individuals sheltered	936	892	10	1,838
Individuals receiving non-residential services	1,265	875	88	2,148
Bednights of shelter	20,629	19,396	124	40,149
Individuals turned away from full shelter	19	2	0	21

Summary of services provided by MCADV member programs in 2004

The following figures are compiled from data voluntarily submitted by 82 MCADV member programs that provide a wide range of shelter-based and non-residential services of advocacy and support.

73,909 MCADV member programs answered **73,909 hotline/crisis intervention calls** in 2004.

4,237 MCADV member programs offered **4,237 support groups for battered women** in 2004, which were attended by 20,540 women.⁴

1,262 MCADV member programs offered **1,262 support groups for children** in 2004, which were attended by 6,297 children.⁴

28,556 MCADV member programs provided **28,556 hours of licensed professional therapy** to women and children in 2004.

147,412 More than **147,412 people** attended about **4,886 community education presentations** provided by MCADV member programs in 2004.

24,148 MCADV member programs assisted **24,148 adults** seeking *Ex Parte*, Full **Orders of Protection**, or child orders, in 2004.⁵

227,633 **Volunteers** donated **227,633 hours of service** to MCADV member programs in 2004.

18,027 MCADV member programs provided **69,870 hours of case management services** to **18,027 women** in 2004.

⁴This figure contains duplication in the number of people served because some individuals attended more than one support group.

⁵This figure contains duplication in the number of people served because some individuals receive several types of court advocacy services.