



- [News >](#)
- [U.S. >](#)
- [The Impact of War >](#)
- [The New Veteran](#)

A Snapshot Of The New Veteran

text size [A](#) [A](#) [A](#)

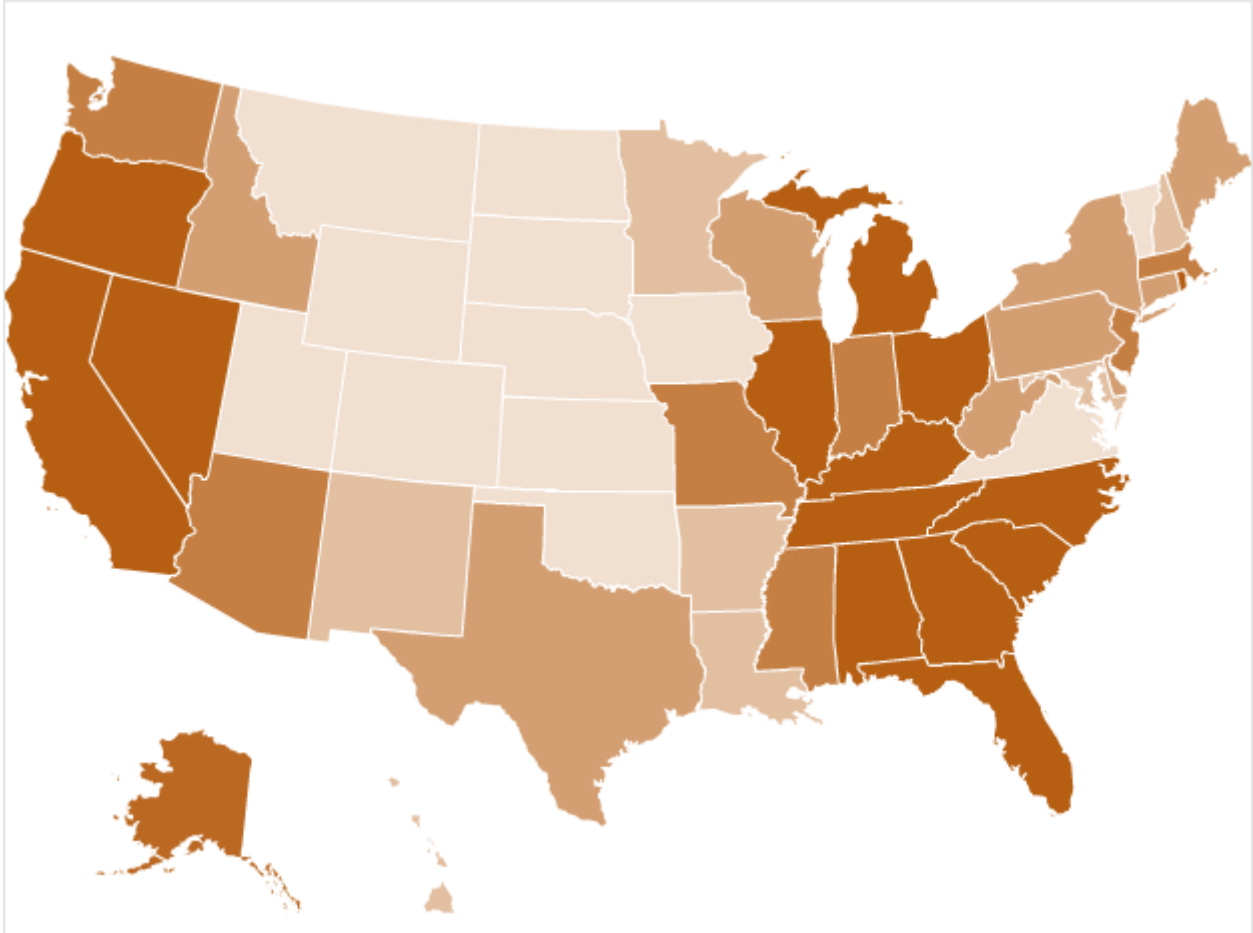
May 10, 2010

There are more than 23 million veterans in the U.S., many of whom survived wars from World War II to Vietnam. But those coming home from the wars in Afghanistan and Iraq are different from decades ago — they are younger, and more of them are women. Here, a brief look at the demographics of our overall veteran population.

- [Vets Per State](#)
- [Female Vets](#)
- [Ages](#)
- [Race](#)
- [Education](#)

Veteran Population By State

Nearly 10 percent of the U.S. adult civilian population are veterans -- ranging from 7 percent in New York to 14 percent in Alaska.



This graphic requires version 8 or higher of the Adobe Flash Player. Get the latest Flash Player.

This is a map of the United States, with each state shaded according to the size of its veteran population.

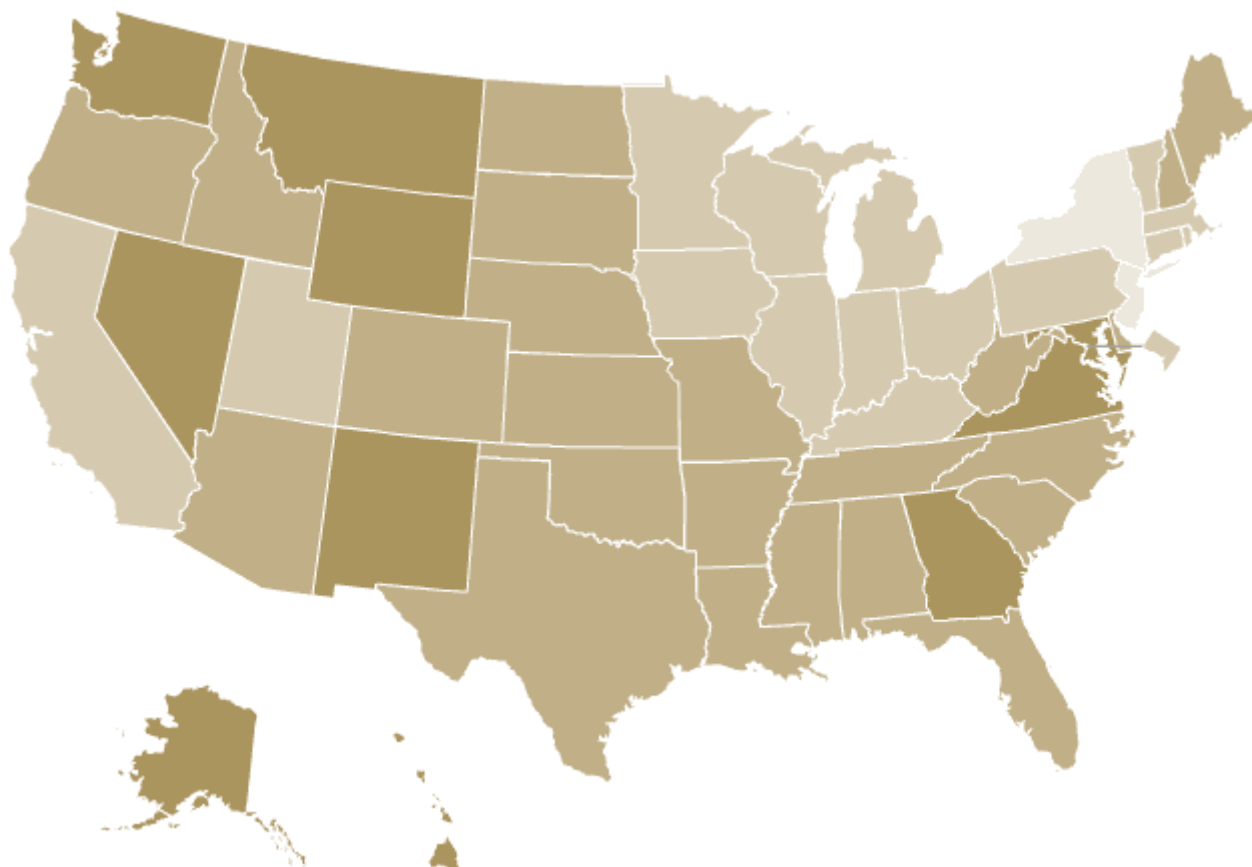
Source: 2008 American Community Survey, U.S. Census Bureau

Credit: Robert Benincasa and Alyson Hurt / NPR

Female Veterans By State

More and more women make up the U.S. veteran population. Women constitute 8 percent of all veterans in the U.S. But of the 425,000 who have tapped into Department of Veterans Affairs benefits since 2002, 12 percent are women. Here, a state-by-state look at how many female veterans make up each state's adult female population.

1% or less 1 to 1.5% 1.6 to 2% More than 2%



This graphic requires version 9 or higher of the Adobe Flash Player. Get the latest Flash Player.

This interactive map shows the number of female veterans per state, as well as the share they represent of the overall adult female population of their respective states.

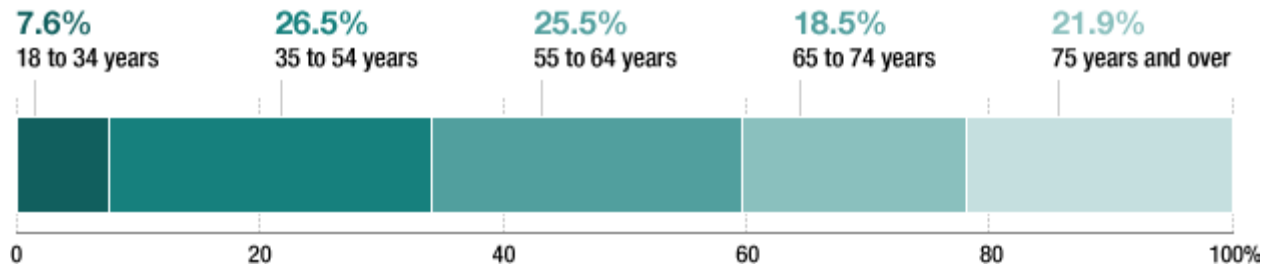
Source: NPR analysis of data from U.S. Department of Veterans Affairs, Census Bureau

Credit: Robert Benincasa and Alyson Hurt / NPR

Age Groups

Although this chart shows ages of the 23 million overall veterans, there is evidence that veterans coming back from the Iraq and Afghanistan wars are younger. Of the 425,000 who have claimed VA benefits since 2002, nearly 60 percent are younger than 30.

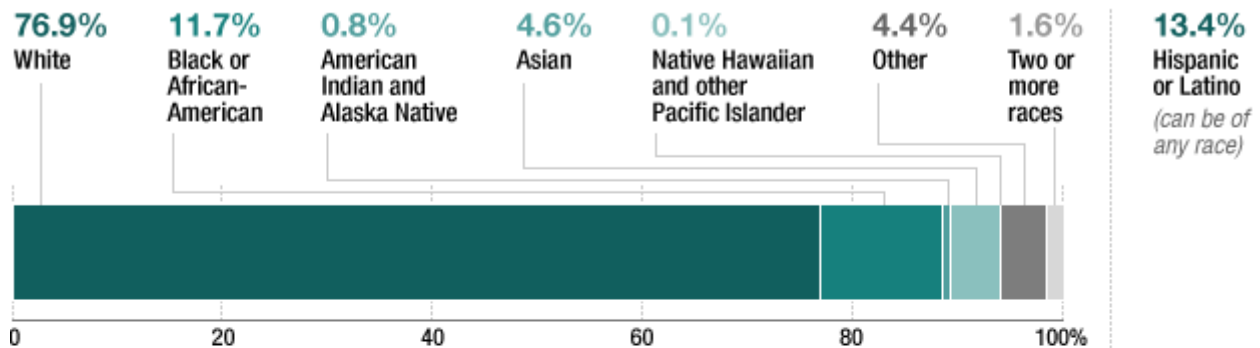
Veteran population



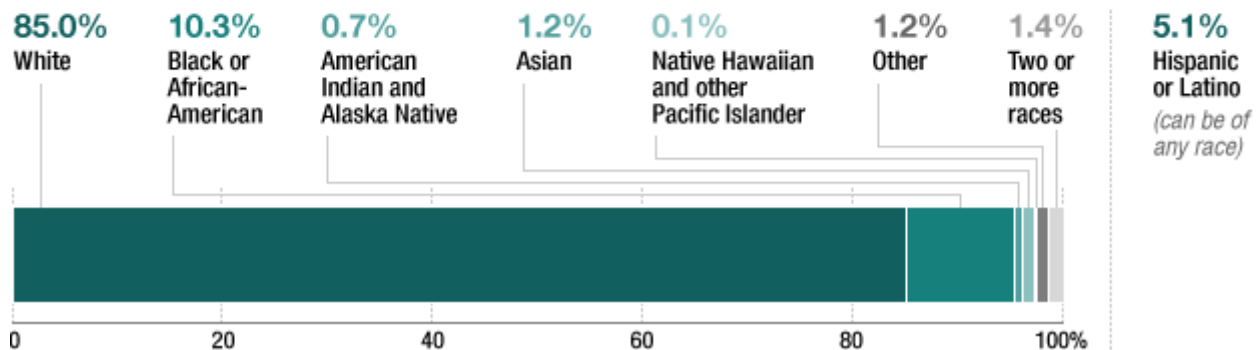
Source: 2008 American Community Survey, U.S. Census Bureau, Department of Veterans Affairs

Race

Total U.S. civilian population 18 years and older



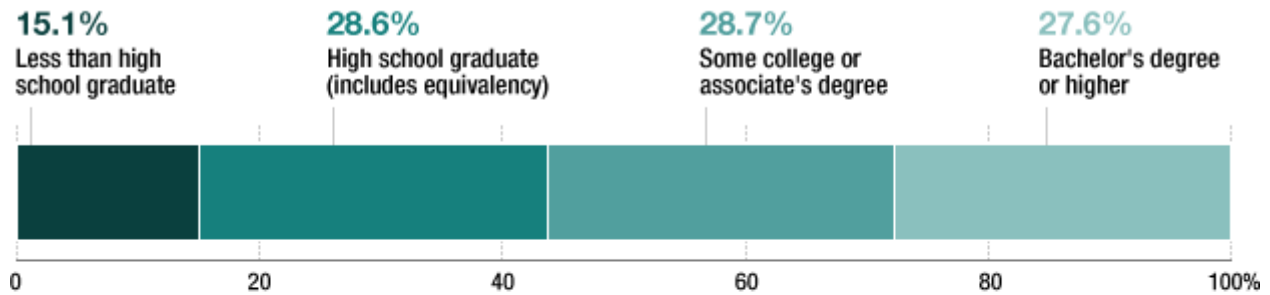
Veteran population



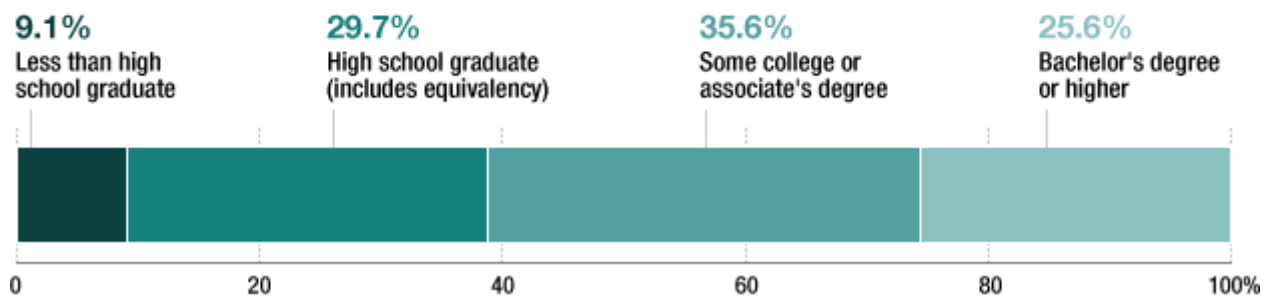
Source: 2008 American Community Survey, U.S. Census Bureau

Educational Attainment

Total U.S. civilian population 18 years and older



Veteran population



Source: 2008 American Community Survey, U.S. Census Bureau

Related NPR Stories

America's New War Vets: Getting Help Amid Hurdles May 10, 2010

- E-mail
- Share
- Comments
- Print
- Facebook
- Stumble Upon
- Reddit
- Twitter
- Digg

What is this?

Share

U.S.

- Security For Sanford's Rendezvous Cost Fla. \$1,200 AP
- Google Grabs Personal Info Off Of Wi-Fi Networks AP
- Google To Stop Selling Nexus On Web AP

Podcast + RSS Feeds

Podcast RSS

- U.S.

- The New Veteran


Comments

Please note that all comments must adhere to the NPR.org discussion rules and terms of use. See also the Community FAQ.

submit

NPR reserves the right to read on the air and/or publish on its Web site or in any medium now known or unknown the e-mails and letters that we receive. We may edit them for clarity or brevity and identify authors by name and location. For additional information, please consult our Terms of Use.

The New Veteran

- Veterans Affairs' Shinseki Answers Hard Questions
- Military Sexual Trauma: A Little-Known Veteran Issue WFCR
- New Minn. Court Handles Vets Accused Of Crimes
- Our partner in public broadcasting 

Copyright © 2010 NPR.